

- Fast-Thorough Demagnetisation
- Type SB-Intermittent Duty Cycle
- Type S-66 & S1212

MAGNETIC PARTICLE INSPECTION EQUIPMENT


DEMAGNETISING UNITS

Range of Industrial Demagnetising Units designed to meet the requirements and Specifications of NDT


MAGNAFLUX®
 Division of ITW Ltd



SB Units as illustrated offer up to 12,000 ampere turns as an option to the standard 8,000 ampere turns



Compact continuous duty cycle Demagnetiser for high throughput



Special SB Unit for large disc/Casing Demagnetising

DEMAGNETISING UNITS

Type SB Specifications

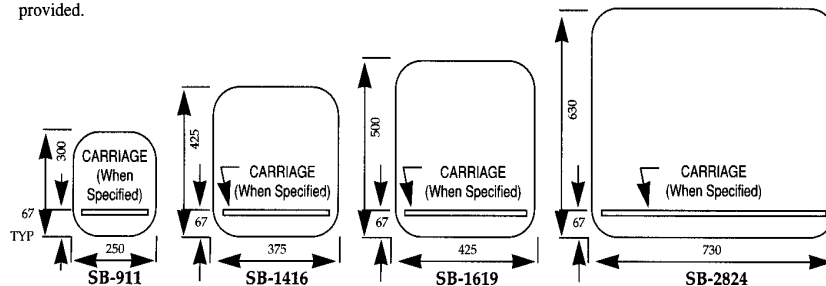
	Floor Space in mm		Height in mm		Current Input Amps	Ampere-Turns (with coil-empty)	Approx. Weight Kg	
	Length	Width	Table	O'all			Net	Shipping
SB-911	720	1100	895	1322	25	8,000*	100	140
SB-911T	2760	1100	937	1322	25	8,000*	160	200
SB-1416	720	1275	895	1522	42	8,000*	225	260
SB-1416T	3460	1275	937	1522	42	8,000*	290	330
SB-1619	720	1275	895	1522	45	8,000*	250	290
SB-1619T	3460	1275	937	1522	45	8,000*	310	350
SB-2824	760	1580	895	1652	95	8,000*	350	390
SB-2824T	3460	1580	937	1652	95	8,000*	410	450

* 12,000Ampere-Turn windings are available to special order

- Units are constructed to operate on 380 to 415 volts, 50 Hertz, single phase current. They may be ordered to operate at other voltages and frequencies. Line switch is provided.
- High field strength models (12,000 ampere turns) are not recommended for operation on less than 380 volts because of the excessive current requirements.
- Dimensions shown are nominal only. If clearances are critical, consult Magnaflux.

Applications

The speed, efficiency, and power of Type SB Demagnetisers enable these units to be widely applied for many demagnetisation requirements. They are ideal for demagnetising after magnetic particle inspection — but are also versatile enough for efficient production applications in tool and machine shop service. The models in the Type SB series operate on an intermittent duty cycle — up to 30 seconds on, 2 minutes off — suitable for demagnetising either the largest part that fits the coil opening or an array for small parts.



Type S-66 and S-1212 Specification

Type	Opening Size,	Base Size mm		Overall Width mm	Current Amp	Net weight	Shipping
	Size mm	Width	Length	(including Switch)			
S-66	155x155	444	155	520	5	30	35
S-1212	310x310	624	305	700	35	50	55

Applications

In operation, the Type S-66 and S-1212 Demagnetisers provide a continuous reversing magnetic field controlled by a conventional on-off switch. This method permits fast, effective demagnetisation specifically suited for volume demagnetising of small components on production lines.

Units carry the C E mark and conform to the appropriate European Union Directives

MAGNAFLUX® A Division of *ITW* Ltd.

Faraday Road, South Dorcan Industrial Estate, Swindon SN3 5HE, Wiltshire. U.K.
 Email sales@magnaflux.co.uk www.magnaflux.co.uk
 Tel. No. 01793 524566 Fax. No. 01793 619498

3624 West Lake Avenue. IL, 60025. U.S.A. www.magnaflux.com
 Tel. No 847- 657- 5300 Fax. No. 847- 657- 5388